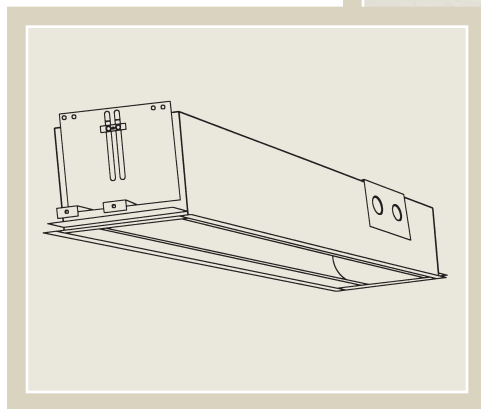


ELP

ENGINEERED LIGHTING
PRODUCTS

Photographer
Michael Sean
South Pasadena, California

Lighting
240 BXDW-TB, 80 watts



DWTB SERIES

RECESSED Display Wall Washer for T-Bar Lay-in



*Ideal placement is 8" to 12"
from the front edge of fixture
to the surface you are lighting,
for 8' to 10' ceilings.*

System

Narrow, wall wash fixtures specifically designed for close placement to the surface to be illuminated (less than 2') in suspended ceiling installations. The formed, high purity aluminum reflectors supply a strong vertical throw of light to smooth the brightness at the top of the wall and provide even, unscalped illumination.



RECESSED Display Wall Washer for T-Bar Lay-in

TYPE:
CATALOG #:
JOB:

Specifications

Narrow, recessed, lay-in fluorescent wall washer for use with Biax, T-5 and T-8 lamps, for T-bar ceiling installations. May be mounted end to end within the grid. Fixture is 5" deep with ballast(s) mounted within housing. Strong vertical throw of light allows the fixture to be placed closer to the wall than a typical wall wash unit. The one piece, formed reflector is high purity aluminum (99.9%) with 95% reflectance. It is easily removable without tools for access to the ballast and wiring. Reflector design provides even unscalped illumination with no glare and offers exceptional lamp shielding from the normal viewing angle.

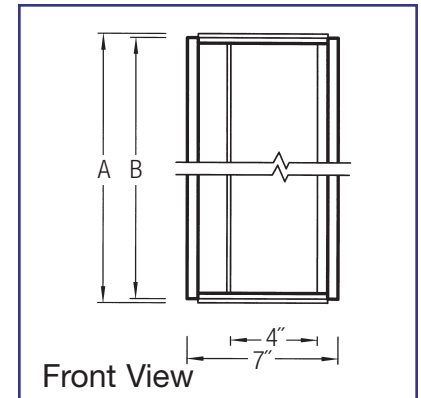
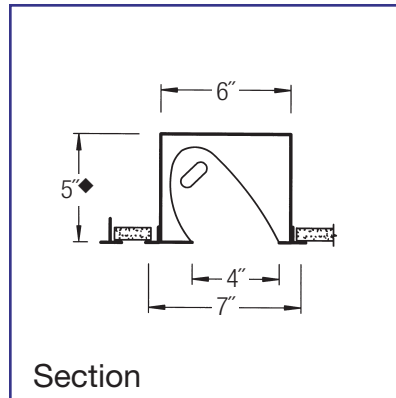
TGIC polyester powder coated housing is made of 22 gauge CRS with cover and knock-outs that provide quick wire access to side or back of fixture for through wiring. All fluorescent fixtures are supplied standard with Luminaire Disconnect.

UL/CUL Damp Location Listed.

U.S. Patent #5,142,459

Options

- Ballast 120 or 277 HPF Electronic (Standard)
Dimming (Some models) -DM
Emergency (Some models) -EPP
- Finish White (Standard)
Anti-Microbial White -MB
Custom -Custom
- Reflectors Diffuse Silver (Standard, except T-5)
Specular Silver -SP
Painted White (Standard for T-5) -W
- Lens Clear Lexan Mini Lens -ML
Frosted Lexan Mini Lens -MLF
- Louver Diffuse Silver Parallel Blade -LV
- Mounting Individual T-Bar Recessed (Standard)
Continuous Row (Specify for T-8) -CC
(Requires row lengths, i.e. (6) 12' Rows)
Continuous Wall Slot -SLOT
(See Slot Instructions, no corners)
Requires row lengths, i.e. (6) 12' Rows)



Model No.	A	B	Lamp
140 BXDW-TB	23-7/8"	23-7/16"	40 watt Biax
150 BXDW-TB	23-7/8"	23-7/16"	50 watt Biax
155 BXDW-TB	23-7/8"	23-7/16"	55 watt Biax
240 BXDW-TB	47-7/8"	47-7/16"	(2) 40 watt Biax
250 BXDW-TB	47-7/8"	47-7/16"	(2) 50 watt Biax
255 BXDW-TB	47-7/8"	47-7/16"	(2) 55 watt Biax
114 T-5DW-TB-W	23-7/8"	23-7/16"	14 watt T-5
124 T-5DW-TB-W	23-7/8"	23-7/16"	24 watt T-5 HO
128 T-5DW-TB-W	47-7/8"	47-7/16"	28 watt T-5
154 T-5DW-TB-W	47-7/8"	47-7/16"	54 watt T-5 HO
117 T-8DW-TB (add 'cc' if mounting end to end)*	24"	23-7/16"	17 watt T-8
132 T-8DW-TB (add 'cc' if mounting end to end)*	48"	47-7/16"	32 watt T-8

* No more than 5 in a row.

◆ 6" Ht. when provided in continuous row with AAMTB or DLTB Series.

