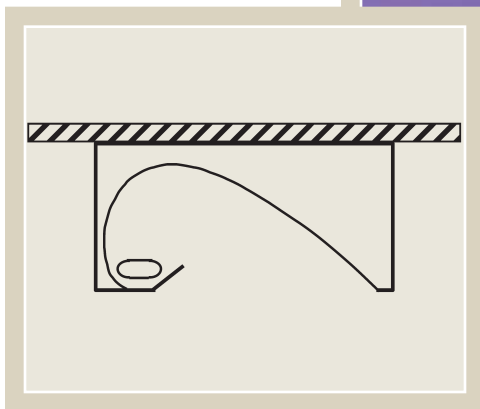


**ELP**

ENGINEERED LIGHTING  
PRODUCTS

**IWS SERIES**

SURFACE Mount Indirect for Vertical Illumination



### **System**

Surface mount indirect fixture with asymmetric wash of light to provide vertical illumination in difficult applications such as mirrored surfaces and video conference key speaker where a shielded lamp is critical. The formed reflector provides even, unscalped illumination with no glare.



TYPE:  
 CATALOG #:  
 JOB:

**Specifications**

Surface mount indirect fixture with asymmetric wash of light to provide vertical illumination. Available in 2' and 4' lengths for use with Biax and T-5. The formed, reflector combines white diffuse with high purity aluminum (99.9%) reflector material with 95% reflectance. It is easily removable without tools for access to the ballast and wiring. Fixture design provides complete lamp shielding from all angles, and even, unscalped illumination with no direct glare.

The 5" deep, TGIC polyester powder coated housing is made of 22 gauge CRS with cover and knock-outs that provide quick wire access to the back of the fixture for through wiring. All fluorescent fixtures are supplied standard with Luminaire Disconnect.

**Continuous Mount** – If fixtures are being mounted in a continuous row, add "CC" to the catalog number and provide row configuration, i.e.: (18) 154T-5IW-S-CC for (6) 12' rows

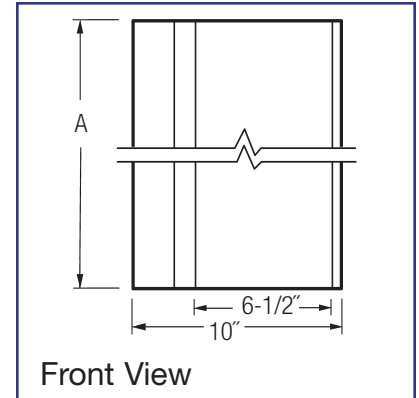
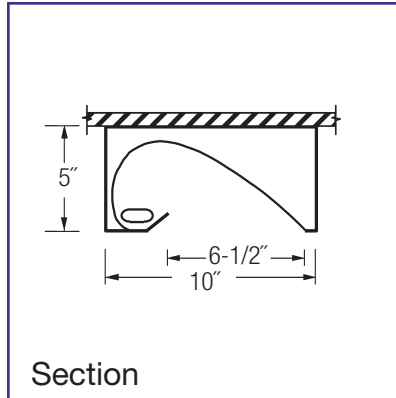
Knock-outs will be provided between continuous fixtures for through wiring.

UL/CUL Damp Location listed.

**U.S. Patent #5,142,459**

**Options**

- Ballast      120 or 277 HPF Electronic (Standard)  
                  Dimming (Some models) -DM  
                  Emergency (Some models) -EPP
- Finish        White (Standard)  
                  Custom-Custom
- Reflector    Combo White/Diffuse (Standard)  
                  White -W
- Louver       Parallel Blade Louver -LV
- Mounting    Surface J-Box (Standard)  
                  Canopy w/Stem -CS(FT of Stem)  
                  Ex. 154T-5IW-S-CS4



Model No.	A	Lamp
140 BXIW-S	22-15/16"	40 watt Biax
150 BXIW-S	22-15/16"	50 watt Biax
155 BXIW-S	22-15/16"	55 watt Biax
240 BXIW-S	46-15/16"	(2) 40 watt Biax
250 BXIW-S	46-15/16"	(2) 50 watt Biax
255 BXIW-S	46-15/16"	(2) 55 watt Biax
114 T-5IW-S	22-15/16"	14 watt T-5
124 T-5IW-S	22-15/16"	24 watt T-5 HO
128 T-5IW-S	46-15/16"	28 watt T-5
154 T-5IW-S	46-15/16"	54 watt T-5 HO