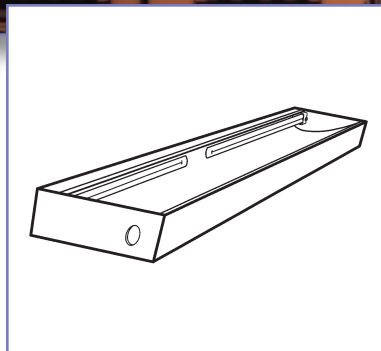
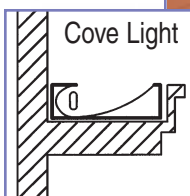


**ENGINEERED
LIGHTING PRODUCTS**



CL SERIES

SURFACE Mount Cove Light



Project

St. James Episcopal Church
Richmond, Virginia

Architect

Marcellus Wright Cox & Smith, P.C.
Richmond, Virginia

Specifier

H.C. Yu & Associates, E.E.
Richmond, Virginia

Photographer

Christian Wildman
Richmond, Virginia

Lighting

255 BXCL, 110 watts

*Ideal cove light
for a standard
cove with a
large cove shelf.*



TYPE:
CATALOG #:
JOB:

CL SERIES

SURFACE Mount Cove Light

SYSTEM

Surface mounted cove light using compact fluorescents. Shallow fixture is made to lay directly into cove. Reflector design illuminates cove without unsightly socket shadows while projecting light out of the cove and into the space. UL/CUL Damp Location listed.

U.S. Patent #5,142,459

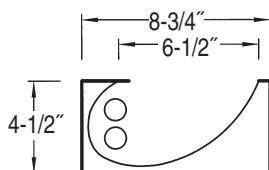
SPECIFICATIONS

Shallow surface mounted fluorescent cove light for use with Biax, T-5 & T-8 lamps. The fixture is 2-3/4" or 4-1/2" deep with ballast mounted in the housing. The one piece, formed reflector is TGIC polyester powder coated in matte white and is easily removable without tools for access to ballast and wiring. Reflector design illuminates the cove without unsightly socket shadows while projecting light out of the cove and into the space.

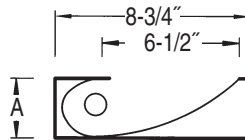
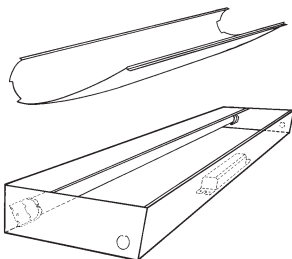
TGIC polyester powder coated housing is made of 22 gauge CRS with knock-outs provided at each end of fixture to allow for through wiring.

OPTIONS

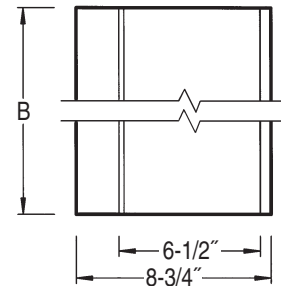
Ballast	120 HPF Electronic (Standard) 277 HPF Electronic Dimming (Some models) -DM Emergency (Some models) -EPP Magnetic -MG
Finish	White (Standard)
Louver	Parallel Blade Louver -LV
Lens	Full Lens -FL



Double Lamp Fixtures



Section



Front View

Model No.	A	B	Lamp
140 BXCL	2-3/4"	24"	40 watt Biax
150 BXCL*	2-3/4"	24"	50 watt Biax
155 BXCL*	2-3/4"	24"	55 watt Biax
240 BXCL	2-3/4"	48"	(2) 40 watt Biax
250 BXCL*	2-3/4"	48"	(2) 50 watt Biax
255 BXCL*	2-3/4"	48"	(2) 55 watt Biax
240 BXCL24†	4-1/2"	24"	(2) 40 watt Biax
250 BXCL24†	4-1/2"	24"	(2) 50 watt Biax
255 BXCL24†	4-1/2"	24"	(2) 55 watt Biax
440 BXCL†	4-1/2"	48"	(4) 40 watt Biax
450 BXCL†	4-1/2"	48"	(4) 50 watt Biax
455 BXCL†	4-1/2"	48"	(4) 55 watt Biax
114 T-5CL*	2-3/4"	22-1/2"	14 watt T-5
214 T-5CL†	4-1/2"	22-1/2"	(2) 14 watt T-5
124 T-5CL*	2-3/4"	22-1/2"	24 watt T-5 HO
224 T-5CL†	4-1/2"	22-1/2"	(2) 24 watt T-5 HO
121 T-5CL*	2-3/4"	34-5/16"	21 watt T-5
221 T-5CL†	4-1/2"	34-5/16"	(2) 21 watt T-5
139 T-5CL*	2-3/4"	34-5/16"	39 watt T-5 HO
239 T-5CL†	4-1/2"	34-5/16"	(2) 39 watt T-5 HO
128 T-5CL*	2-3/4"	46-1/8"	28 watt T-5
228 T-5CL†	4-1/2"	46-1/8"	(2) 28 watt T-5
154 T-5CL*	2-3/4"	46-1/8"	54 watt T-5 HO
254 T-5CL†	4-1/2"	46-1/8"	(2) 54 watt T-5 HO
117 T-8CL	2-3/4"	24"	17 watt T-8
125 T-8CL	2-3/4"	36"	25 watt T-8
132 T-8CL	2-3/4"	48"	32 watt T-8
217 T-8CL†	4-1/2"	24"	(2) 17 watt T-8
225 T-8CL †	4-1/2"	36"	(2) 25 watt T-8
232 T-8CL†	4-1/2"	48"	(2) 32 watt T-8